



**ODE**  **O'Donnell Engineering**  
One of Ireland's leading agricultural engineering companies

**Livestock Handling  
& Housing Equipment**

 Visit our website at [www.odonnellengineering.ie](http://www.odonnellengineering.ie)  Find us on Facebook

# Table of Contents

Design & Planning	<b>3-4</b>
Notes	<b>5</b>
<b>Drop Front Cubicles</b>	
Wall Mounted Cubicles	<b>6</b>
Rail Mounted Cubicles	<b>6</b>
End Cubicle	<b>7</b>
Brisket Pipe	<b>7</b>
<b>Cow Mat &amp; Mattress Systems</b>	
Animat Original Cow Mats	<b>8</b>
30mm Honeycomb Mattress	<b>9</b>
Roll Out Rubber Mattress	<b>9</b>
Foam Interlocking Mats	<b>10</b>
Animat Mattress System	<b>10</b>
<b>Feed Barriers</b>	
Diagonal Feed Barriers	<b>12</b>
Self Locking Barriers	<b>12</b>
Long Reach Feed Barriers	<b>12</b>
Combination Barriers	<b>13</b>
Silage Barriers	<b>13</b>
Gates & Pen Division	<b>14</b>
<b>Cattle Handling</b>	
Crush Races & attachments	<b>15 - 17</b>
Forcing Penning	<b>18-19</b>
<b>Portable Cattle Handling</b>	
Mobile Cattle Crush	<b>20</b>
Caesarean & Suckling Crate	<b>21</b>
Custom Portable Crush	<b>21</b>
Feed Trailer	<b>22</b>
Hydraulic Cattle Crush	<b>23</b>
Hoof Pairing Crate	<b>24</b>

<b>Weighing</b>	
Portable Weighing Scales	<b>25</b>
Crush Platform Scales	<b>25</b>
Weighing & Indicator Systems	<b>26-27</b>
<b>Troughs &amp; Feeders</b>	
16ft Portable Trough	<b>28</b>
Bull Feeder	<b>28</b>
Calf Creep Feeder	<b>29</b>
Calf Feed Troughs	<b>29</b>
<b>Drinkers &amp; Water Troughs</b>	
Yard Troughs	<b>30</b>
Stainless Steel Troughs	<b>30</b>
Puss Bowls	<b>30</b>
Kleen Drinker	<b>31</b>
Galvanised Troughs	<b>31</b>
<b>Calf Handling</b>	
3 in 1 Calving Gate	<b>32</b>
Yard Transporter	<b>32</b>
Individual Calf Pens	<b>32</b>
Dehorning Crates	<b>33</b>
<b>Calf Group Penning</b>	
Calf Plastic Slats	<b>35</b>
Hay Racks	<b>35</b>
<b>Miscellaneous Products</b>	
Agitation Covers	<b>36</b>
Cattle Grids	<b>36</b>
Entrance Gates	<b>37</b>
Milking Parlour & Accessories	<b>38-39</b>
Automatic Drafting System	<b>40-41</b>
Product Showcase / About Us	<b>42-44</b>



With over 40 years of experience in the Irish & International agricultural sector, O'Donnell Engineering complete any design and planning required for:

- Bull Penning
- Custom Cattle Crush Designs
- AI Stations
- Automatic drafting solutions
- Calf Group Penning Design
- Sheep race and penning
- Parlour Mangers and rump rails retro-fits
- Cattle Slatted Unit Housing Design
- Automated tag reading penning system
- Cattle Marts
- College Cattle Housing and Penning
- Retro-fitting existing cubicle sheds
- Mobile cattle and sheep handling
- Overhead walkways





All design work is completed in the latest computer 3D technology to produce a complete and efficient design. All design work is completed by O'Donnell's internal engineering department which can custom any design to suit its application and customers' requests.





# Drop Front Cubicles



## Wall Mounted Cubicle

- Through M16 bolt with 5mm backplate
- Designed for maximum cow comfort
- Cubicles made to suit size of bed and slope of existing walls if required
- Wall mounting plate installed prior to delivery



## Rail Mounted Cubicle

- Where existing wall not suitable or placing beds facing each other
- Ø76mm support posts located 8ft to 9ft
- Cubicle mounted on Ø76mm rails allowing height and width adjusting
- Pressed steel clamps with galvanised bolts and lock nuts
- Cubicle manufactured to suit size of bed and come pre-drilled for fitting



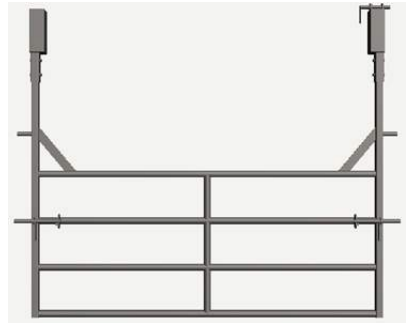


## End Cubicle

- Used instead of concrete end walls
- Made to suit size of cubicle bed
- Welded cubicle with folded sheeting
- Hotdipped galvanised
- Completely free standing and can be cast in concrete or bolted to pre-cast bed

Additional items for cubicle bedding also available as standard or custom lengths:

- Bespoke cubicle design
- Zig-Zag & Raised head rail design
- Up and Over passage division gates
- Cubicle to cubicle division gates
- Guillotine gates c/w counter balance



## Brisket Pipe

- Ø110mm HDE Watermain Blue Pipe
- Cubicle or floor mounted option
- Clamped to cubicle to all adjustment
- Standard with Bracket & U-Bolt
- Wrap around bracket also available
- Timber Brisket option also available








- O'Donnell Engineering provide some of the leading rubber mats for the Irish market
- Cow comfort mats are available in Individual, Interlocking or continuous roll out systems Animat's exclusive non-slip pebble surface on all mats, delivers increased traction and superior cow comfort even when wet, to allow you cows to maintain a natural footing
- All rubber mats underside are grooved so that liquids drain towards the passage ways thus providing a clean and dry cubicle bed
- Cow mats are produced according to standard cubicle bed dimensions and are easy to install Manufactures guarantee provided as standard with all rubber mat and mattress systems
- All anchors and required brace plates included

## Animat Original Cow Mats (Individual or Interlocking)




- Economic solution for single or multiple beds
- Exclusively designed skid-resistance surface that evacuate water
- 100% rubber so guaranteed not to shrink, curl or expand






## 30mm Honeycomb Mattress



- 30mm Honeycomb rubber Mat available in Individual or Interlocking
- Specially designed to cater for increased cow comfort with internal honeycomb structure
- Hammer top anti-slip finish which is non-porous or abrasive
- Easy to clean and wash down



## Roll Out Rubber Mat

- 1.7m Rubber mat cut to suit cubicle run
- Manufactured in Europe meeting the high quality standards of ISO-TS 9001 & 14001
- Anti slip structure of mat reduces risk of joint and hoof injuries
- 10 year guarantee as standard
- Countersink anchor points moulded into mat to provide smooth finished product
- Textured grip, reducing risk of slipping
- Slanted rear edge for added hygiene and ease of access
- Required fixers provided as standard



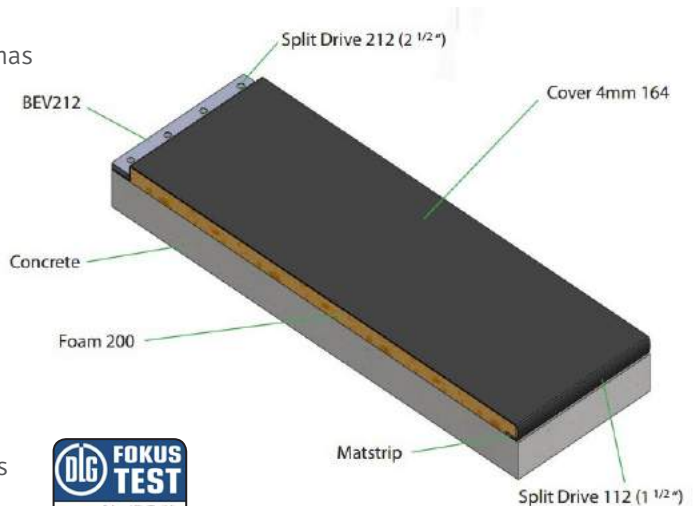
## Foam Mattress Interlocking Mats

- Combination Foam and Rubber mattress increases cow comfort, welfare and productivity
- Mat has a sealed latex foam layer underneath rubber mat, which is interlocking on two sides with a sloped profile at the rear edge for easy access and hygiene
- Latex foam underneath provides excellent comfort, durability and firmness.
- Standard mat is 1.8m x 1.15m but can be increased when needed by addition of spacers
- 25mm Latex foam sealed in individual plastic bag
- Countersink anchor points moulded into mat to provide smooth finished product
- Textured grip, reducing risk of slipping
- Required fixers provided as standard



## Animattress Mattress System

- Animattress has been tested by strict DLG-Fokus testing protocol for acid resistance, durability/elasticity, permanent tread, load, abrasion, slip resistance and cleaning distance.
- The exclusive 4mm top cover has high strength fabric backing ensuring mattress system will not deform, wear or tear.
- Sealed high density PU open foam underlay provides firm cushion that moulds to shape of resting cow and returns to original shape once when not in use
- Continuous mattress system anchored to bed every 6inches via plastic strips



... 7 year Manufacturers Guarantee on Animat Cow Mat and Mattress systems ...





# Feed Barriers

O'Donnell Engineering have an extensive range of feed barriers, designed and manufactured to the highest quality. Barriers are available to suit standard 15ft 9in bays or any custom size.



## Diagonal Feed Barrier

- Most cost effective feeding spaces per liner foot
- Suitable for all cow and cattle types
- 80 x 40 heavy gauge framing for increased strength and durability



## Self Lock Feed Barrier

- 60 x 60 heavy gauge box framing for superior strength
- Adjustable neck width to suit animals
- Suitable for Feeding, Testing, A.I., Vaccinating, Clipping, Freeze branding & Training
- Quick operate locking system which can be easily set to non-lock mode
- Low noise during operation



## Long Reach Feed Barrier

- Ø76mm top and bottom bar for superior strength
- Greater feeding reach
- Easy human access through the stall
- Most commonly used with suckler cows and young stock

All feed barriers are available in the following options:

**Fixed or Hinged over wall • Weanling Barriers • Full gate**  
**Movable Silage Barriers • Tombstone • Flip up troughs**



## Combination Barriers

- Barriers and gates can be made to suit any requirement
- Complete designed completed using latest 3D technology
- Complete layout drawing completed and verified prior to manufacture



## Silage Barriers

- Available in Tombstone or Diagonal combination
- Chequered steel floor and front for grip
- Spreader bar for increased stability during use
- 100% hot dipped galvanised

# Gates & Pen Division



Gates and Pen divisions are available in fixed or adjustable lengths to suit all requirements. Option of 4 Bar or 5 Bar standard lengths from 8ft to 16ft and Adjustable from 2m to 6m. Interchangeable fronts on adjustable gates allow easy adaptation:  
Latch end • Drinker opening • Calf creep opening • Man Escape front





With over 40 years of experience designing and installing standard and custom cattle crushes, our experienced design and sales team is available to answer any queries or provide practical advice in designing your ideal crush and handling unit.



## Crush Races available

- Post and Panel Crush Run
- Post and Rail Crush Run
- Combination of both
- Custom made to your requirements
- Custom race with removable pillars



## Crush Race attachments

- 4/B Fixed Panel • 4/B Gate Panel • Leg Hoist
- Squeeze Panel • Platform Scales • Caesarean Panel
- Sliding gate (Minimal track) • Flip Down Steps
- Crush Head Lifter • Anti Backing Bar





## Anti-Backing Bar

- Simple & effective design to prevent animals backing down crush
- Design is dual side operational
- Quickly fitted to existing crush with adjustable bracket and pins to suit any panel or post crush
- Spring loaded operation with wheel for smooth animal interaction



## Crush Head Lifter

- Spring loaded activation pins allowing easy operation
- Can be installed on any crush in market due to adaptation bracket
- Swings out of way when not in use by means of heavy duty pin
- Quick release one hand operation
- Can be completely removed from crush by simply removing pivot pin
- Gear operating ratchet system to hold head height for greater strength and durability



## Flip Down Step

- Foldaway design reduces space requirements
- Vertical locking position for when not in use
- Grated floor to provide traction and prevent slips
- Can be manufactured to suit any size post and width. Custom length also catered for.



Self Lock Head Gate



"Y" Type Gate



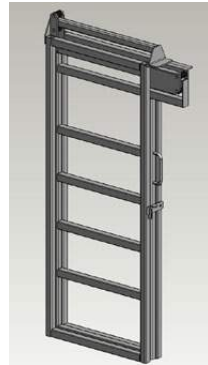
2 Stage Gate



2 Stage with Cage

## Sliding Back Gate

- Minimal Track required
- Suitable for fixed and mobile handling units
- Heavy duty frame
- Nylon rollers for smooth operating of gate
- Internal gate can also be sheeted
- Item available separately



## Leg Hoist

- Portable leg hoist suitable for all crush types, shapes & sizes
- Easy to install and remove
- Quickly and safely raises and lowers legs for hoof treatment
- Fully galvanised and heavy duty construction

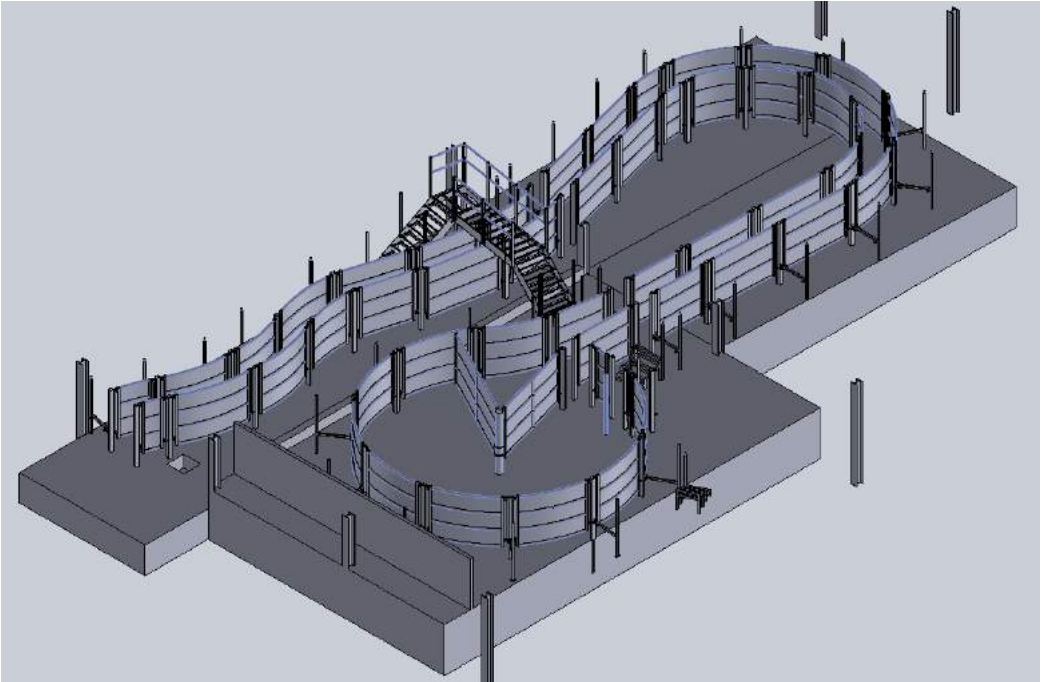


# Forcing Penning



- Forcing pens & Standard pens available in sheeted or panel and post construction
- Manufactured to suit individual requirements from site visit and design layout completion
- Heavy gauge construction with sleeve pillar brackets for 360 degree rotation





Complete forcing pen, curved Race, Raised walkway & Cross over access stairs completed. Designed in latest 3D software and custom manufactured to suit site conditions and owner requirements.





# Portable Cattle Handling



- Mobile 8ft cattle crush with 3 point linkage for easy and quick moving
- Sections fold together for transport
- Steel chequered floor for maximised grip
- Available in 8ft, 16ft and 24ft
- Works with all head gates and crush additions
- Additional 8ft field panels and single or double support loops can be added to create complete portable cattle handling pen system



- 8ft Field panels manufactured with plated feet to prevent sinking in soft ground
- Quick release pin connection to create instant holding pen or race
- Single and Double loops provide additional strength and support to holding pen, while also creating a funnel effect
- All panels store away in crush frame for easy transport using 3 point linkage







## Caesarean & Suckling Crate

- Portable crush with additional drop down side panel for caesarean and flip up for suckling
- Steel chequered floor for added grip
- Can be used with any of O'Donnell head locking crush gates
- Heavy gauge steel construction
- Can be combined with portable panels to create portable penning system

## Custom Portable Crush

- Combination portable crushes manufactured to suit farmers requirements and budgets
- Hot dipped galvanized
- 3 point linkage or fork loading
- Heavy duty construction



# Feed Trailer



- Cattle feed trailer available with diagonal or self lock barriers
- Painted or galvanised trailer frame • Steel floor suitable for meal feeding as standard
- Frame completely galvanised • Large pumped tyres for easy moving
- Barriers can be easily removed if required • Swing out back gate for loading & cleaning





# Hydraulic Cattle Crush



- 25ft long with hydraulic lift axle
- Complete checker plate throughout floor
- Hoof crate incorporated with separate hand winch included
- Animal foot holder
- Compatible with any ODE head locking gate
- Flip down side step compatible
- Side opening gates for hoof care and access gate behind animal
- Rear opening gate operated from side with spring loaded latch receiver
- Rear reflectors and lighting board
- Hot dipped galvanized



# Hoof Pairing Crate



- Complete portable crate with two side opening gates and two back extension gates
- Double sided braked winch for foot lifting with protective cover.
- Braked winch keeps control of leg when raising and lowering to prevent injuries to animal and operator
- Front swivel leg rests with tighteners and height adjustable. Holders hinged also.
- Needle bearings on all rollers and winches for superior durability and smoothness
- Belly Band and foot strap included and operated on separate winch system
- Chequered flooring throughout with rubber mat for additional comfort
- Anti-kick rump bar operated via braked winch to lock in any position
- Heavy Duty 60 x 60 box framing & Hot dipped galvanised
- Self Locking head gate as standard and compatible with full range of head gates
- Custom manufacture also catered for to suit applications and budgets
- Head lifter compatible





## Portable Weighing Scales

- Complete weighing crate to encase animals during weighing
- Crate rests on four 1,000kg capacity stainless steel load cells
- Weighing equipment is latest technology from Dinamica Generale
- Dual power operation from battery or mains
- Heavy duty load cells in protected load bars for increased resistance to damage from impact and side load

## Crush Platform Scales

- Stock kit fits any standard cattle crush, however platform can be manufactured to suit non-standard crushes
- Heavy gauge folded aluminium
- Removable when not required
- Platform rests on four 1,000kg capacity stainless steel load cells



**DYNAMIC weighing**  
**Quicker and easier weighing**  
**No stress for the animal during weighing operations**



## Weighing Indicator & Systems



Dinamica Generale's Taurus weighing system is made up of a set of reliable and long lasting components that are able to work in the most rugged and harshest environments. It can be used to weigh cattle, pigs, sheep, horses, goats, buffalos and so on. The weigh bars are suitable for an easy installation under squeeze chute or platforms, and their IP68 protection grade (water full immersion protection) allows for the best product on the market against dirt and moisture. Our weighing indicator with our incomparable **BLOCKER filter** guarantees a perfect and stable reading of the weight, also the **DYNAMIC** version to weigh the animals as they are walking and passing through gates.

The Taurus weighing system is available in the following versions:

### Basic System

- Only to read animal weight with no data management
- Basic Taurus 10 indicator
- Standard platform and portable scales carry this as operating system
- Load bar protector beams included as standard



### Advanced System

- Same features of Basic system with weight reading and complete data management features with Taurus Trace and advanced indicator (Taurus 30) included
- Ability to monitor the weight of any single animal with EID reference, elaborate statistics and help to take the right decision on feed, health treatment and heard size management
- Allows for connection of accessories and can be integrated in the dinamica generale feeding software DTM for a complete control of feeding process and animal weight

### Dynamic System

- Combines advantages of both Basic and Advanced weighing system with Taurus Trace software and advanced Taurus 50 indicator included
- Dynamic system is a no stop weighing system providing less stress on animal and less time required to weigh the entire herd and certain daily weight acquisitions



# Weighing Indicators

## Taurus 10



Case: 188 x 160 x 95 mm  
Display: Red LED  
Keyboard: 4 buttons with tactile sense  
Protection: IP68

## Taurus 30



Case: 188 x 160 x 95 mm  
Display: Graphic 3 rows  
Keyboard: 12 buttons with tactile sense  
Protection: IP68

## Taurus 50



Case: 218 x 203 x 125 mm  
Display: Graphic 6 rows  
Keyboard: 53 buttons with tactile sense  
Protection: IP68

## Taurus 70



Case: 218 x 203 x 125 mm  
Display: Graphic 6 rows  
Keyboard: 53 buttons with tactile sense  
Protection: IP68

		TAURUS 10	TAURUS 30	TAURUS 50	TAURUS 70
Weight mode	Basic	X	X	X	X
	Manual	-	X	X	X
	Semiautomatic	-	X	X	X
	Automatic	-	X	X	X
	Dynamic	-	-	-	X
Features	Amounts	-	X	X	X
	ID Management	-	-	X	X
	Threshold /Gate driver	-	-	X	-
Accessories Port	EID Reader	-	-	X	X
	Remote Display	-	-	X	X
	Taurus Trace	-	-	X	X
	Printer	-	-	X	X
	Gate Driver	-	-	X	-

## Agrident APR500 Hand Held Tag Reader

- Pocket sized with ergonomic alphanumeric keypad,
- Simple to use database and information transfer
- Clear graphical display • Robust & Ergonomic IP64 housing
- Large memory and great connectivity • Easy to setup & use
- USB, RS232 & Class 1 Bluetooth interfaces as standard
- Programmable hot keys for easy data collection

agrident



# Troughs & Feeders



## 16ft Portable Trough

- 16ft or 20ft lengths
- Heavy duty welded box frame and folded galvanised sheeting
- Retractable hitch
- Large quad tyres for use in soft ground & stability
- Anti-jump bar (collapsible)
- Complete with four stabilising legs when not connected at hitch to prevent tipping and provide solid feeding trough in any situation
- Anti-jumping bar to prevent animal injury can be lowered while moving
- Double folded trough feed area to separate feed



## Bull Feeder

- Available gate hanging or free standing frame
- Sliding roof for easy meal loading
- Adjustable internal meal flow regulator
- Front PVC curtain to keep out birds
- Can be placed up against barriers for bull feeding



## Calf Creep Feeder

- Available in 8ft x 8ft (up to 60 calves) & 8ft x 4ft (up to 30 calves)
- Large sealed meal storage space with flow rate adjuster
- PVC curtain • Extra deep trough
- Lockable sliding roof for safe PVC curtain operating in windy conditions
- Complete creep frame tilts up during transport
- Front adjustable width and height calf openings
- Heavy duty construction • Full width 3 point linkage with trough support as standard
- Fully galvanised • Can operate without sides as an adlib feeder
- Euro hitch and fork lift also available



## Calf Feed Troughs

- Available gate or wall mounted
- Flip up lid for easy hopper loading
- Front PVC curtain to keep out birds
- Standard size 4ft (8ft double available)
- Self regulating meal flow from hopper
- Galvanised sheeting construction



# Drinkers & Water Troughs



## Yard Troughs

- Available in 8ft single or double
- Sturdy construction
- Anti-flip over legs in double trough for increased stability
- Welded construction for durability and strength

## Stainless Steel Troughs

- Available fixed or rotating in 1m (110 Litres) and 2m (220 Litres)
- Rotating troughs rotate for fast clean out operated via attached handle
- Different mounting system allows floor, end cubicle, wall or penning gate installations
- Comes with protection cage, flexi hose connector & butterfly switch off valve as standard



## Puss Bowls

We also stock a large selection of puss bowl drinkers. Contact us today to discuss your requirements.

# Drinkers & Water Troughs



## Kleen Drinker

- Provides clean water to two individual pen division via dual side flaps, which remain closed when trough is not in use
- Comes ready plumbed with standard ballcock
- Heavy gauge steel plate
- Fits into pen division panels

## Galvanised Troughs

- Galvanised water troughs available in the following sizes:
  - Single ( 9ltr Capacity) • Double (18ltr Capacity) • Custom to suit requirement
- Manufactured from 3mm steel plate & Galvanised steel cover
- Ball cock and drain plug included
- Floor recessed to allow easier cleaning
- Steel Protection guard included
- Can be wall, pillar or gate mounted
- Hot dipped galvanised for superior strength



# Calf Handling



## 3 in 1 Calving Gate

- Stock lengths available from 8ft to 15ft with custom lengths manufactured to suit
- Head gate separate from division gate
- Heavy duty drop pin secures head unit
- Internal directional and sucking gate



## Yard Transporter

- Meshed sides and aluminium floor with side and back swinging panels
- Lockable front brake
- Large pumped needle bearing wheels
- Removable front quad hitch

## Individual Calf Pens

- 2'6" (W) x 4'6" (L) pen size
- Complete with plastic or timber slats as standard Individual hay racks available
- Quick and easy assembly & disassembly
- Bucket or Teeth feeding bucket rings
- Can be setup individually or as a group
- Swing out front panel for easy loading
- Back panel available if installed back to back





## Dehorning Crate (split front)

- Split front doors operated from overhead
- Nose ring to securely hold calf head
- Quick head restrainer adjusts to any size calves
- Swinging side panel for easy loading
- Crate on wheels for easy movement
- Angled front doors for greater access to horns



## Dehorning Crate (standard front)

- Swinging side panel for easy loading
- Nose ring to securely hold calf head
- Quick head restrainer adjusts to any size calves
- Fully hot dipped galvanised
- Wheel attachment available
- Swinging side panel for easy loading & securing calf



# Calf Group Penning



- Calf feeding gates manufactured in stock or custom lengths with stock proof latching
- Available with removable troughs, flip down bucket rings or combination
- Lockable feeding gates available on request
- Pen division gates available in custom or stock lengths and can be sheeted if required
- Division gates can be manufactured to suit floor slopes and puss bowl openings
- Lightweight and sturdy
- Hot dipped galvanised
- Post and sleeves option available to allow fold up when not in use
- Double hay racks hang on gates
- O'Donnell Engineering can call to your premises to discuss layout, feeding, watering and penning solutions



## Calf Plastic Slats

- Available in 32" x 16" • Provides clean and dry laydown area due to 20mm slits
- Slats 6inch off ground and supported at each connection point by carbon fibre strips
- Easy to use and Install with lower operating costs due to savings in bedding & storage
- 110kg capacity and 350kg capacity available with varying sizes to suit locations



## Hay Racks

Available in following:

- **Large Double Gate** • **Large Single Gate** • **Large Single Wall**
- **Individual Double** • **Individual single**
- Manufactured from solid steel for superior strength • Solid bar and mesh available
- Gate and Calf pen hay rack slide and secure into position under own weight
- Wall mounted hay rack available in 4ft or 8ft length • Hot dipped galvanised






# Miscellaneous Products

## Agitation Covers

- Made to measure agitation covers
- Flip up fingers with protective cage underneath
- Checker plate finger construction for maximum grip
- Can be manufactured in any combination of fingers



## Cattle Grid

- Heavy duty ( $\text{Ø}76\text{mm}$ ) and standard duty ( $\text{Ø}48\text{mm}$ ) grids made to measure
- Hot dip galvanised • Support flat to ensure even contact on support walls
- Easy installed with slotted holes for anchoring to ground
- Heavy gauge steel construction
- Can be made in one complete section or bolted together for ease of transport



## Entrance Gates

- Entrance manufactured to customers design and specifications
- Gates can be made for manual swing, manual slide or automatic slide opening systems
- Heavy duty construction • Hot dipped galvanised • Key pad or remote operated
- Any design catered for with cnc cutting & bending allowing for bespoke details
- Robust and non reversing sliding gate operator (FAAC)
- Heavy duty wheels and nylon guide rollers
- Safe beam photocells to prevent damage to vehicles and persons



# Milking Parlour

O'Donnell Engineering provide a complete galvanised steel kit to fit out your milking parlour. Complete kit simply bolts together greatly reducing the cost and time required to install onsite. All supports, rump- rails, mangers, adjustable feed troughs, penning, backing gates and drafting gates are available in stock or custom lengths.

## Rump Rails

- Straight or Zig-Zag sections
- Bolt together connection
- Hot dipped galvanised
- Overhead Galv RSJs
- Heavy tube construction
- Can be manufactured to suit different size mangers
- Connection brackets included



## Parlour Mangers

- Stainless steel trough & galvanised dividers and brackets
- 2ft 6in or 3ft centres
- Wall mounted
- Universal design for left and right
- Anchors and bolts included
- Improved control & reduced stress

## Parlour Wash Trough

- Stainless steel trough & galvanised side wing brackets for wall mounting
- Rounded base for hygiene and easy to clean
- Robust and durable





## Backing Gates & Penning

- Heavy duty swinging backing gates made to measure
- Hot dipped galvanised
- Single or double sided bumper
- Sealed Ø114 hanging post for water connections
- 360° rotation
- Double wheel attachment to facilitate easier operation
- Jointed hanging bracket
- Can work with electric or water run motors
- Post & rail or Post & Panel curved to suit backing gate and yard available



## Miscellaneous Parlour items

- 20ft Drainage Channels
- Manual drafting gates operated from pit
- Concrete Kerbing
- Parlour walkway and collecting yard rubber mats (see page 6)

# ODE Automatic Cattle Drafter

The ODE drafting system is a stand alone automated drafting unit, which allows farmers to sort and separate their herd. Designed, Tested and Manufactured in Ireland. The system uses standard “battery Free” HDX electronic identification ear tags. Livestock are free flowing through system due to double antenna installed allowing accurate and rapid animal detection. This reduces the operating stress on the animals allowing them to walk at their natural pace without the need to stop and scan each animal.



## Benefits of the ODE drafter

- Stress free sorting with no need to stop animal flow from milking parlour, thus reducing layout area required for installation
- Simple two or three way drafting via use of HDX ear tags
- Touch screen operation via parlour rugged tablet, phone or manual divert button
- Compressed air operation • Double antenna operation
- Can be integrated with any milking parlour system on the market
- Manual operation for livestock without RFID ear tags
- One man operation
- Notification of drafted and missed cows Minimal outlay space required
- Safety beacon and tablet notification when machine in operation
- Emergency shut off and isolation switches
- Quiet operating gates due to rubber dampers and grease nipple hinges
- Heavy duty welded box framing
- Data transferable via csv file
- Non protruding rams when in operation

Visit our website at [www.odonnellengineering.ie](http://www.odonnellengineering.ie)  
to see a video of the automatic cattle drafter system in use

# ODE Automatic Cattle Drafter

The drafter itself is a standalone unit and was designed and manufactured by O'Donnell Engineering in Emly, Co. Tipperary. The standard unit can be configured to provide 2 way or 3 way drafting. Cows are free flowing through system due to double antenna installed allowing accurate and rapid animal detection. This reduces the operating stress on the animals, allowing them to walk at their natural pace without the need to stop and scan each animal. As a result the ODE Drafting Unit doesn't require large holding areas pre drafting thus allowing it to be installed in confined areas. Depending on how that cows tag was pre-programmed she will either be drafted to the left or right or continue to walk straight ahead. The steel work is manufactured from heavy duty box sections and hot dipped galvanised.



## Software

The farmer interacts with the drafting system via a rugged tablet that is mounted in the parlour, all supplied by O'Donnell Engineering. This tablet communicates with the drafting system via a Wi-Fi link. The system can also be controlled using any WI-Fi enabled device. The drafter will also inform the farmer if an animal hasn't been seen or if there is an issue with the drafter. The ODE drafter is fitted with a double antenna that positively detects the cow's tag as they enter the drafting unit. There is also a manual operation on the drafting system that will work for livestock not tagged electronically.



All Cows (95/95)	Drafting List (15/15)	Search
G1	????	G2
G1	0009	G2
G1	0025	G2
G1	0029	G2
G1	0248	G2
G1	0385	G2
G1	0420	G2
G1	0423	G2
G1	0425	G2
G1	0458	G2









# About Us



O'Donnell Engineering is a recognised designer, producer and fabricator of diversified range of over 200 labour saving products for the agricultural sector.

Within the 123,000 sq.ft facility O'Donnell Engineering are able to cater to any size project from the small farmer to the large consignments. With our fully automated bending, folding and cutting machines along with their full time welding areas in operation large quantities are produced while maintaining our high standards of finishing. O'Donnell Engineering has achieved compliance with the requirements of I.S. EN1090-1:2009+A1:2011 for CE marking of Structural Steel up to Execution Class 2 (EXC 2).



With over 40 years' experience in the Irish and international market, we will work with you to design the optimum layout and products to suit your new or existing farm building. In conjunction with our extensive range of products, we can custom manufacture products to suit your needs. O'Donnell's will send its field representative to visit the customer on site. They will discuss in detail any specific individual requirements and will then produce detailed drawings for your review.

## Contact Us

<b>Head Office</b>	<b>Tel:</b> 062-57209
<b>Billy O'Donnell</b>	<b>Tel:</b> (086) 2730571 <b>Email:</b> billy@odonnellengineering.ie
<b>Michael O'Donnell</b>	<b>Tel:</b> (087) 1836345 <b>Email:</b> michaelod@odonnellengineering.ie
<b>John O'Donnell</b>	<b>Tel:</b> (087) 2730571
<b>Liam O'Donnell</b>	<b>Tel:</b> (087) 9375209 <b>Email:</b> liamod@odonnellengineering.ie
<b>Website</b>	<a href="http://www.odonnellengineering.ie">www.odonnellengineering.ie</a>



**Wm O'Donnell Engineering (Emly) Ltd**  
Tulla, Emly, Co.Tipperary E34 YR91